

NEW



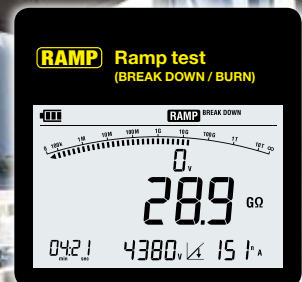
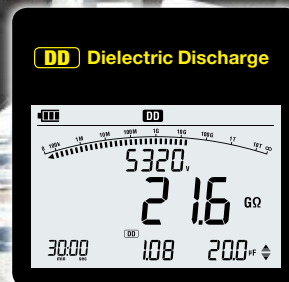
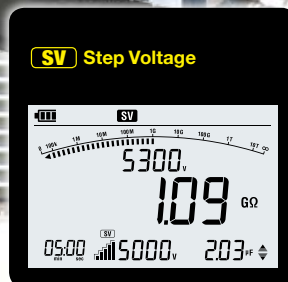
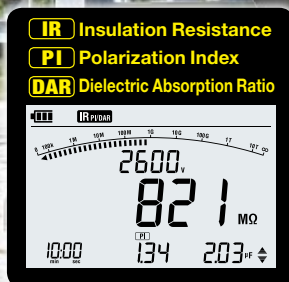
Quality and reliability is our tradition

KYORITSU

Digital High Voltage Insulation Tester KEW 3127



Equipped with the latest Diagnostic Insulation Test!



- Insulation Resistance up to **10TΩ**
- Short-Circuit Current up to **5mA**
- Wide Test Voltage from **250V to 5000V**
- Diagnostic Insulation Tests: IR, PI, DAR, DD, SV, RAMP (Breakdown and Burn modes), Capacitance, Leakage Current
- Wireless communication by **Bluetooth** for transferring and showing real-time data to **PC** and **Android device**
- Memory and Logging functions
- Filter function reduces noise interference for obtaining stable measurements
- Large back light display with Bar-Graph indication
- Robust design for field use with **IP65** (lid closed)
- Powered by rechargeable battery
- Safety Standard IEC61010-1 **CAT.IV 600V**

KYORITSU ELECTRICAL INSTRUMENTS WORKS,LTD.

<http://www.kew-ltd.co.jp>

Specifications

Insulation resistance					
Test Voltage	250V *1	500V	1000V	2500V	5000V
Max measurement value	9.99GΩ	99.9GΩ	199GΩ	999GΩ	9.99TΩ
Accuracy	0.0 - 99.9MΩ	0.0 - 999MΩ	0.0 - 1.99GΩ	0.0 - 99.9GΩ	0.0 - 99.9GΩ
	±5%rdg±3dgt	±5%rdg±3dgt	±5%rdg±3dgt	±5%rdg±3dgt	±5%rdg±3dgt
	0.1G - 9.99GΩ	1G - 99.9GΩ	2G - 199GΩ	100G - 999GΩ	0.1T - 9.99TΩ
	±20%rdg	±20%rdg	±20%rdg	±20%rdg	±20%rdg
Short circuit current	Max 5.0mA				
Output voltage	Accuracy	-10 - +10%	-10 - +20%	0 - +20%	
	Variable	-			
	Monitor	±10%rdg±20V			
	Voltage measurement		Current measurement		Capacitance measurement
Measuring range	AC:30 - 600V (50/60Hz) DC:±30 - ±600V		0.00nA - 5.50mA		5.0nF - 50.0μF *2
Accuracy	±2%rdg±3dgt		±10%rdg*3		±5%rdg±5dgt
Power source	Rechargeable Battery (Lead-acid Battery) 12V*4 Charging power : DC 15VA MAX				
Communication Interface	Bluetooth:Ver2.1 + EDR Class2 , USB:Ver1.1				
Applicable standards	IEC61010-1, 61010-2-030 CAT.IV 600V Pollution degree2, IEC61010-031, IEC61326-1, 2-2				
Dimension	208(L) x 225(W) x 130(D) mm (Hard case 380(L) x 430(W) x 154(D) mm)				
Weight	3127:4kg Approx. (including battery), Total:8kg Approx. (including Accessories)				
Included Accessories	7165A(Line probe), 7224A(Earth cord), 7225A(Guard cord), 8019(Hook type prod), 8254(Straight type prod), 8327EU(Power adaptor 15V/1A), 9171(Hard case), Instruction manual, Calibration Certificate				
Optional Accessories	7168A(Line probe with alligator clip:3m), 7253(Longer line probe with alligator clip:15m), 8258(USB communication set), 8302(Adaptor for recorder 1mV/1μA)				

*1) IR mode only *2) At 5000V range 5.0nF-25.0μF *3) Determined by resistance and Voltage values (over 10MΩ)
*4) No measurements are possible while charging ※ Bluetooth is a registered trademark of the Bluetooth SIG, Inc.

Included Accessories



EVERYTHING YOU NEED...

KEW3127 comes with everything you need for Insulation Resistance and Diagnostic Test. A full set of accessories, Power adaptor and test leads are included. The instrument also comes in a robust hard case, a quick reference guide on case lid and it is supplied with a calibration certificate.

Diagnostic Insulation Tests

PI Polarization Index

PI= $\frac{\text{Insulation resistance value 10 min. after start}}{\text{Insulation resistance value 1 min. after start}}$

PI	4.0 or more	4.0-2.0	2.0-1.0	1.0 or less
Criteria	Best	Good	Warning	Bad

DAR Dielectric Absorption Ratio

DAR= $\frac{\text{Insulation resistance value 1 min. after start}}{\text{Insulation resistance value *15 sec. after start}}$

DAR	1.4 or more	1.25-1.0	1.0 or less
Criteria	Best	Good	Bad

*User-Selectable 15sec. or 30sec. interval

DD Dielectric Discharge

DD= $\frac{\text{Current value 1 min. after completing (mA)}}{\text{Voltage value when a measurement complete (V) x Capacitance (F)}}$

DD	2.0 or less	2.0-4.0	4.0-7.0	7.0 or more
Criteria	Good	Warning	Poor	Very poor

Data Communication Function

- Transferring and showing real-time data to PC and Android tablet
- Recorded data can be transferred (PC only)
- Analyzing of the saved data (PC only)



※Free Android software is available on download site

※ Android is a registered trademark of the Google Inc.

Selection Guide

	3125	3126	3127 NEW	3128
Voltage / resistance	5kV / 1TΩ	5kV / 1TΩ	5kV / 10TΩ	12kV / 35TΩ
Short circuit current(max)	1.3mA	5mA	5mA	5mA
PI, DAR	✓	✓	✓	✓
SV, DD	-	-	✓+Ramp	✓
Filter	-	✓	✓	✓
Memory / communication	-	-	✓	✓
Power source	LR14 x 8	LR14 x 8	Rechargeable Battery	Rechargeable Battery

Optional Accessories



! Safety Warnings : Please read the "Safety Warnings" in the instruction manual supplied with the instrument thoroughly and completely for correct use. Failure to follow the safety rules can cause fire, trouble, electrical shock, etc. Therefore, make sure to operate the instrument on a correct power supply and voltage rating marked on each instrument.

For inquires or orders :

KYORITSU ELECTRICAL INSTRUMENTS WORKS, LTD.

2-5-20, Nakane, Meguro-ku, Tokyo, 152-0031 Japan
Phone:+81-3-3723-0131
Fax:+81-3-3723-0152
E-mail:info-eng@kew-ltd.co.jp

<http://www.kew-ltd.co.jp>