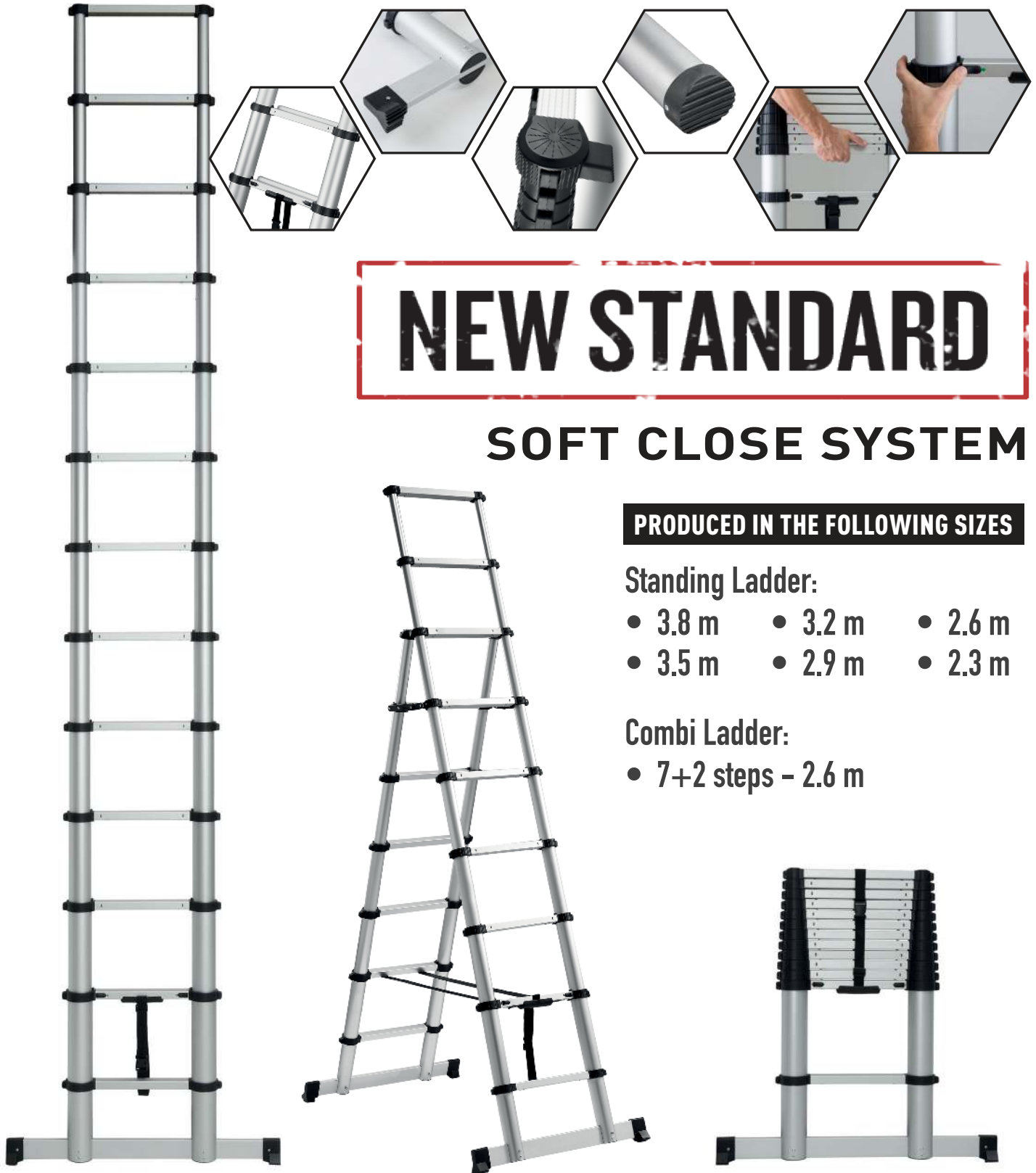


## PRO-SOFTLINE - TELESCOPIC LADDER



# NEW STANDARD

## SOFT CLOSE SYSTEM

### PRODUCED IN THE FOLLOWING SIZES

#### Standing Ladder:








- 3.8 m
- 3.5 m
- 3.2 m
- 2.9 m
- 2.6 m
- 2.3 m

#### Combi Ladder:

- 7+2 steps - 2.6 m

# PRO-SOFTLINE

MATERIAL: ALUMINIUM  
 TUBES: THICKNESS 1,3 MM  
 RUNGS: THICKNESS 1,5 MM

FACAS Item no.	Rungs	Tubes diameter	Assembled size / Step Size	Height open	Working height	Packing size / CMB	NET.WT / G.WT
 300-2.3-8	8	36 mm / 60 mm	73.5x49x7.3 cm / Narrow step	2.32 m	3.3 m	50.3x8x76.5 cm 0.0301 m <sup>3</sup>	7.13 / 8.21 kg
 300-2.6-9	9	36 mm / 64 mm	77x49.4x7.7 cm / Narrow step	2.62 m	3.6 m	51x8x80.2 cm 0.0327 m <sup>3</sup>	8.31 / 9.46 kg
 300-2.9-10	10	36 mm / 68 mm	79.5x49.8x8.1 cm / Narrow step	2.91 m	3.9 m	51x8.5x82.5 cm 0.0358 m <sup>3</sup>	9.4 / 10.57 kg
 300-3.2-11+	11	40 mm / 76 mm	86x50.5x9 cm / Narrow step	3.23 m	4.2 m	51.4x9x87.1 cm 0.0403 m <sup>3</sup>	11.94 / 13.09 kg
 300-3.5-12+	12	40 mm / 80 mm	89x51x9.4 cm / Narrow step	3.53 m	4.5 m	51.8x9.5x90.6 cm 0.0446 m <sup>3</sup>	13.29 / 14.56 kg
 300-3.8-13+	13	40 mm / 85 mm	92.3x51.5x9.8 cm / Wide step	3.83 m	4.8 m	52x9.9x93.5 cm 0.0481 m <sup>3</sup>	15.55 / 16.75 kg
 300-7+2+	7+2	32/40 mm / 60 mm	79.7x49x15 cm / Narrow step	2.65 m	2.7 m	50.5x15.2x80.5 cm 0.618 m <sup>3</sup>	15.56 / 16.87 kg